

The cover features a vibrant, tropical-themed illustration. At the top left, a bright yellow sun with rays is partially obscured by a white cloud. The background is a light blue sky with another white cloud on the right. The title 'SUMMER VACATION' is written in large, bold, blue, sans-serif capital letters across the top. Below the title is a large, blue wooden frame that serves as a backdrop for the central text. The text is in red, serif capital letters. At the bottom of the frame, there is a sandy beach scene with two palm trees, a red and yellow striped beach umbrella, and two matching striped beach chairs. The entire scene is framed by a decorative border of tropical plants, including green leaves, pink flowers, and a small orange fish on the left side.

# SUMMER VACATION

**HOLIDAYS HOMEWORK**  
**GRADE 1**  
**SESSION 2026-27**

**SUMMER IS A TIME FOR ADVENTURE, LAUGHTER,  
AND MAKING MEMORIES THAT LAST A LIFETIME."**



## YOUHE PUBLIC SCHOOL

Affiliated to CBSE, Delhi (Aff.No. – 2131578)  
Sanigawan Road, Kanpur – 208021 \* Mob – 9580706787  
E-mail: [youhepublicschool@rediffmail.com](mailto:youhepublicschool@rediffmail.com)

### Holiday homework

#### Class- I


SR.NO	SUBJECT	HOMEWORK
1.	HINDI LITERATURE	91 रोज दो पेज हिंदी पाठ्यपुस्तक के पढ़ो। 2 हिंदी पाठ्यपुस्तक में पेज नंबर 18 में दी गई कविता नोटबुक में लिखें व कंठस्थ करें। 3 यूनिट टेस्ट 1 का पाठ्यक्रम कंठस्थ करें।
	GRAMMAR	1 बारहखड़ी नोटबुक में लिखें व पढ़ें। 2 हिंदी व्याकरण में पेज नंबर 63 अभ्यास प्रश्न पत्र -1 पूर्ण करें। 3 मंत्रालय एवं संसद लेख में सुलेख माला के 1 से 25 पेज तक पूर्ण करें।
2	ENGLISH LITERATURE	Complete cursive writing book till page number twenty five. Read at least one page daily from your textbook . Learn U.T.I syllabus thoroughly .
	GRAMMAR	Right 10 noun words and 10 verbs ( doing words ) on half chart paper . Take print out of worksheets given in a pdf form and complete it .
3	MATHS	Learn tables from 2 to 15 . Write first 20 odd numbers , and 20 even numbers on a chart paper . Practice U.T. I Syllabus in your rough notebook . Take print out of worksheets , given in a pdf form and complete it .
4	SCIENCE	—————
5	SOCIAL STUDIES	1 . Learn syllabus of UT -1 . 2 . Make your family tree on half chart paper. 3 . Write poem in art sheet given on page no. 9 (Skill Alley)
6	COMPUTER	Paste pictures Of types of computer, in A4 sheet and write 2 examples of them where it is used.

7	<b>ART/CRAFT</b>	Ice cream stick photo frame My Dream Garden drawing
8	<b>GENERAL KNOWLEDGE (GK)</b>	1) My Country Learn and paste/draw:- National Animal National Bird National Flower
9	<b>MORAL SCIENCE</b>	1) Draw any one picture on: *Helping Others *Cleanliness *Respect Parents
10	<b>MUSIC</b>	Learn all musical instruments name and Rhymes and Prayer. Project work : Cut and paste 5 coloured pictures of musical instruments in your music copy. Draw any 2 musical instrument pictures and colour it. All project work should be done in your music note book.


# MATHS

## Addition (sums to 10)

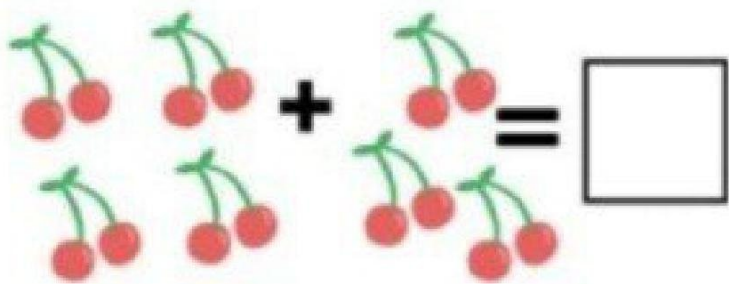
Add the objects and write the answer in the box.



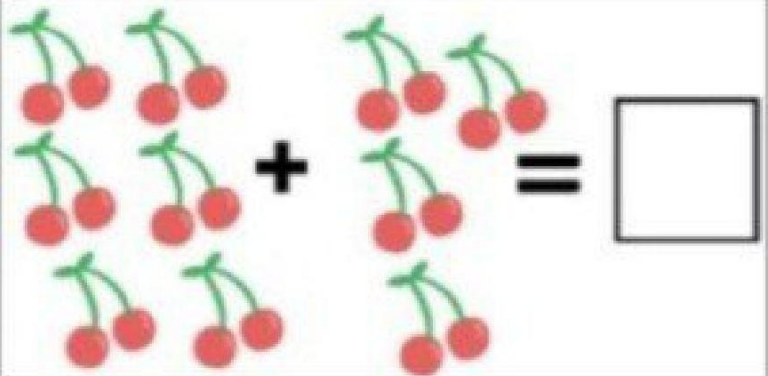
5 cherries + 2 cherries =




2 cherries + 8 cherries =




4 cherries + 6 cherries =



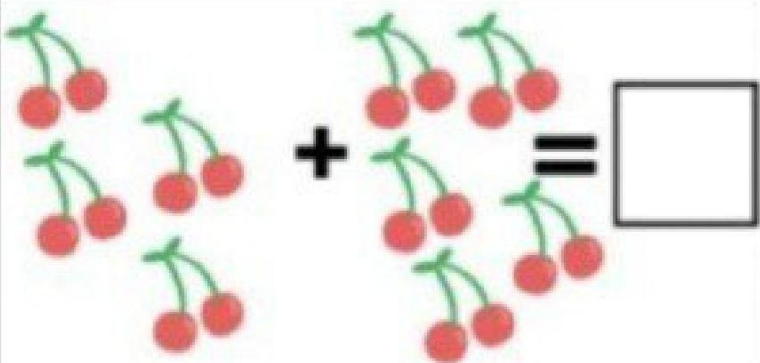
8 cherries + 2 cherries =



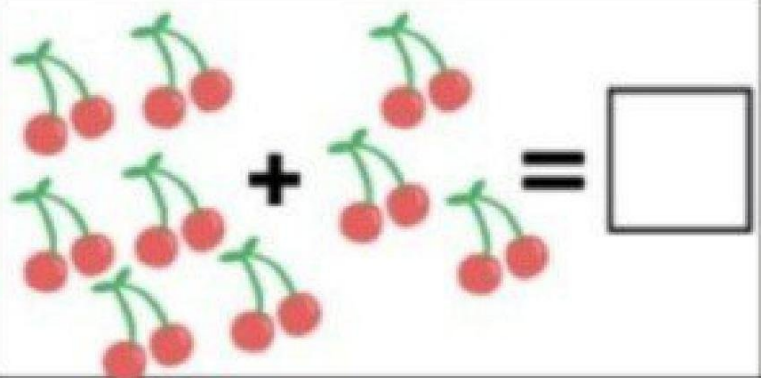
2 cherries + 3 cherries =



3 cherries + 4 cherries =



3 cherries + 7 cherries =



7 cherries + 3 cherries =

Circle all the odd numbers!

5      12      45      16      3

22      32      34      63      125

13      55      23      44      33

47      42      43      88      89

10      3      12      43      41

70      11      96      29      52


15      14      61      132      1

# Greater Than or Less Than

Directions: Compare each pair of numbers and write the sign that makes each equation correct.



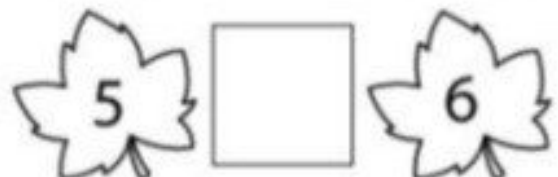







Greater Than



Equal To




Less Than



# ENGLISH

## Antonyms or Synonyms

Color the antonyms green and orange for synonyms.



SUBJECT: ENGLISH

TOPIC: PICTURE COMPOSITION

Complete the sentences by dragging and dropping the words from the help box:



happy      reading      park      playing      jumping      pulling

1. This is a scene of a \_\_\_\_\_.
2. The children are \_\_\_\_\_.
3. The girl is \_\_\_\_\_ a book.
4. One boy is \_\_\_\_\_ happily.
5. Another boy is \_\_\_\_\_ the cart.
6. Everybody is looking \_\_\_\_\_.

# Summer

Look at the pictures given below and write the correct number in the circle from the hint box.



1. sun
2. hat
3. bucket
4. ice cream
5. surfboard
6. sunglasses
7. ice
8. sand castle
9. umbrella
10. ball
11. beach
12. wave
13. sand
14. towel



# HINDI

Work sheet

Class - 1

प्रश्न १ - दो अक्षर से बने शब्द लिखिए।

क - ----- ख - ----- ग - -----

प्रश्न 2 - तीन अक्षर से बने शब्द लिखिए ।

क - ----- ख - ----- ग - -----

प्रश्न 3 - चार अक्षर से बने शब्द लिखिए ।

क - ----- ख - ----- ग - -----

प्रश्न 4 - नीचे दिए शब्दों में आ की मात्रा लगाइए ।

(क) हव\_ (ख) न\_म (ग) क\_ल\_ (घ) त\_र\_ (च)

र\_ज\_

प्रश्न 5 - नीचे दिए शब्दों में इ की मात्रा लगाइए ।

(क) \_दन (ख) \_गन (ग) \_तल (घ) \_पता (च)

\_चत्र

प्रश्न 6 - नीचे दिए शब्दों में ई की मात्रा लगाइए ।

(क) ख\_र (ख) व\_र (ग) ज\_त (घ) पान\_ (च)

ग\_त

प्रश्न 7 - सही उत्तर पर सही का निशान लगाओ ।

(क) क्या निकल आया?

१ - सूरज ( ) २ - दिन ( ) ३ - चांद ( )

(ख) रिमझिम क्या आ गई?

१ - बारिश ( ) २ - गर्मी ( ) ३ - आंधी ( )

(ग) कौन आया था ?

१ - विजय ( ) २ - सिमर ( ) ३ - डाकिया ( )

(घ) लिफाफा किस रंग का था ?

१ - पीला ( ) २ - लाल ( ) ३ - सफेद ( )

प्रश्न 8 - वर्ण और मात्रा को जोड़कर शब्द बनाइए ।

१ - म+छ+ल+ई - -----

२ - क+र+ई+ब - -----

३ - ड+आ+ल+ई - -----

प्रश्न 9 - सही उत्तर पर गोला बनाइए ।

१ - मीना तेज / सीधी - सादी लड़की थी ।

२ - वह भूत / परी की कहानी पढ़ती थी ।

३ - रानी चावल / गुड़ की खीर लाई थी ।



# S.St.

Youhe Public School

Affiliated to CBSE, Delhi (Aff.no. -2131578)

Class-1 Subject- Social Studies

## Worksheet

### 1. Choose the correct answer-

- 1) Which parts of our body help us see?  
a) Ears ( )                      b) Hands ( )                      c) Eyes ( )
- 2) Which part of our body helps us feel things?  
a) Skin ( )                      b) Ear ( )                      c) Eye ( )
- 3) What parts of our body we use to walk?  
a) Arms ( )                      b) Legs ( )                      c) Shoulders ( )
- 4) Which sense organ helps us taste ice cream?  
a) Skin ( )                      b) Nose ( )                      c) Tongue ( )

### 2. Write 'T' for True and 'F' for False statements -

- a) Our body parts help us perform different kinds of tasks. ( )
- b) We use our ears to see things around us. ( )
- c) We can feel things with our skin. ( )
- d) We swim using only our legs. ( )

### 3. Fill in the blanks-

- a) My father's mobile number is \_\_\_\_\_
- b) My best friend's name is \_\_\_\_\_
- c) My favourite food dish is \_\_\_\_\_
- d) My favourite fruit is \_\_\_\_\_
- e) My favourite toy is \_\_\_\_\_
- f) My favourite colour is \_\_\_\_\_
- g) My favourite game is \_\_\_\_\_
- h) My address is \_\_\_\_\_

### Q.4 Fill in the blanks to tell about yourself-

- a) My name is \_\_\_\_\_
- b) I am a \_\_\_\_\_ (Girl/ Boy).
- c) My School name is \_\_\_\_\_
- d) My father's name is \_\_\_\_\_
- e) I am \_\_\_\_\_ years old.
- f) I study in class \_\_\_\_\_
- g) My Mother's name is \_\_\_\_\_

### Q.5 Name the five sense organs-

1. \_\_\_\_\_
2. \_\_\_\_\_
3. \_\_\_\_\_
4. \_\_\_\_\_
5. \_\_\_\_\_

### Q.6 Write the numbers of each part you have in your body-

1. Eyes \_\_\_\_\_
2. Ears \_\_\_\_\_
3. Hands \_\_\_\_\_
4. Legs \_\_\_\_\_
5. Knees \_\_\_\_\_
6. Nose \_\_\_\_\_