

ENJOY HOLIDAYS





5

Holiday Homework



NAME: _____

SUBJET: _____

SCHOOL: _____



Holiday homework
Class-V

SR.NO	SUBJECT	HOMEWORK
1.	HINDI LITERATURE	यूनिट टेस्ट फर्स्ट का पाठ्यक्रम याद करें। हिमालय कविता की आठ पंक्तियां लिखें और चार्ट पेपर पर चित्र बनाइए।
	GRAMMER	पाठ 14 शब्द भंडार 10 पर्यायवाची शब्द 10 विलोम शब्द 10 अनेक शब्दों के लिए एक शब्द के हिंदी व्याकरण की अभ्यास पुस्तिका में लिखे। हिंदी सुलेख पेज नंबर 9 से 50 तक करें।
2	ENGLISH LITERATURE	English literature 1. Learn syllabus of UT-1.

		<p>2. Read one page daily of your textbook.</p> <p>3. Write one poem with picture on a chart paper.</p> <p>4. Do worksheets given as PDF form.</p> <p>5. Do cursive writing from page no. 1 to 25</p>
	GRAMMER	<p>Do comprehension- At the zoo, Anne is invited to tea, The canary in grammar book. (Pg no. – 141 to 146)</p>
3	MATHS	<p>1. Learn and write the table from 1 to 20.</p> <p>2. Do chapter test of chapter- 1, 2 and 3.</p> <p>3. Do the worksheet of page number 41 of your book.</p> <p>4. Do practice of unit first syllabus done in class.</p>
4	SCIENCE	<p>Science</p> <p>1. Learn syllabus of UT-1.</p> <p>2. Make a first aid kit.</p> <p>3. Do mock test paper- 1 (page no. 37 and 38). Grow sapling in a pot and bring it at school after vacations.</p>

		Make one project which is given as pdf form.
5	SOCIAL STUDIES	Learn all work done in classwork note book . Complete diagrams of chap 1 to 4 in a s.s.t note book .
6	Computer	Write history of computer and paste the picture pictures on a chart paper.
7	ART/CRAFT	1)National Symbols in drawing notebook. 2)Make Newspaper collage.
8	GENERAL KNOWLEDGE (GK)	Learn all chapters done in class.Do work sheet.
9	MORAL SCIENCE	Read chap1 to 6 .and find exercises.
10	MUSIC	सभी परिभाषाओं को याद करें , सप्तक के प्रकार व स्वर चक्र को याद करें, काली

		<p>व सफेद बटनों पर स्वर स्थान भी याद करें तथा कराये गए सभी भजन व प्रार्थना याद करें ।</p> <p>प्रयोगात्मक कार्य: एकतारा और हारमोनियम का चित्र बनाये तथा, हारमोनियम के एक सप्तक का चित्र बनाते हुए 12 स्वरों को दर्शाये और सभी प्रकार के वाद्य यंत्रों के चित्र को काटकर चिपकाएं तथा स्वर चक्र का भी चित्र बनाएं ।</p> <p>दिए गए सभी प्रयोगात्मक कार्यों को आप अपनी संगीत की कॉपी में करें।</p>
11.	Sanskrit	<p>पाठ एक वंदना का चित्र बनाएं और संस्कृत वंदना लिखें । चार्ट पेपर पर संस्कृत वर्णमाला याद करके रफ नोटबुक में लिखें</p>

		। पेज नंबर 89 से 90 संख्या गिनती संस्कृत अभ्यास पुस्तिका में लिखें।



A decorative border surrounds the page, featuring books, stars, and various letters. At the top, there are books and the letters A, B, C, K. On the left side, there are books and the letters A, B, S, H. At the bottom, there are books and the letters B, C, H, E. On the right side, there are books and the letters C, O, C, K. The border is accented with yellow stars.

ENGLISH

WORKSHEET

A

B

S

H

B

C

H

E

C

O

C

K

Name:

Class:

Park




 Instruction: Write 5 sentences about what you see.

1. _____
2. _____
3. _____
4. _____
5. _____

 Instruction: Write 3 actions happening.

1. _____
2. _____
3. _____

 Instruction: Write the name of 4 objects

SYNONYMS & ANTONYMS

Synonyms: words that have the same meaning as another word
Antonyms: words that have the opposite meaning to another word

WORD	SYNONYMS	ANTONYMS
SEE	_____	_____
HAPPY	_____	_____
DIRTY	_____	_____
TIRED	_____	_____
BREAK	_____	_____
LITTLE	_____	_____
REMEMBER	_____	_____
LEAVE	_____	_____
TRUTHFUL	_____	_____
ABOVE	_____	_____
SICK	_____	_____
INCLUSIVE	_____	_____
INNOVATIVE	_____	_____
RESPECTFUL	_____	_____
TRANSPARENT	_____	_____

Synonyms & Antonyms

Synonyms same meaning. **Antonyms** opposite meanings.

Choose whether each pair of words are synonyms or antonyms.

- 1 agree, disagree _____
- 2 cold, freezing _____
- 3 easy, difficult _____
- 4 argue, squabble _____
- 5 guess, estimate _____
- 6 bottom, top _____
- 7 tired, energetic _____
- 8 huge, gigantic _____
- 9 sink, float _____
- 10 windy, calm _____
- 11 noisy, quiet _____
- 12 unhappy, sad _____
- 13 unusual / odd _____
- 14 bright / dim _____
- 15 happy / unhappy _____
- 16 soaked / dry _____
- 17 ancient / old _____
- 18 fast / speedy _____
- 19 icy / freezing _____
- 20 remember / forget _____
- 21 illness / sickness _____
- 22 delicious / yummy _____
- 23 draw / sketch _____
- 24 friend / enemy _____



Name : _____

Class : _____

Instruction: Write a synonym for each word.

- happy → _____
- small → _____
- fast → _____
- neat → _____
- bright → _____
- brave → _____
- quick → _____
- laugh → _____
- silent → _____
- easy → _____
- angry → _____
- strong → _____
- smart → _____
- big → _____
- cold → _____
- begin → _____
- honest → _____
- rich → _____
- lucky → _____
- tidy → _____

Instruction: Write the antonym of each word.

- open → _____
- tall → _____
- early → _____
- wet → _____
- kind → _____
- full → _____
- quiet → _____
- soft → _____
- warm → _____
- correct → _____
- strong → _____
- smooth → _____
- front → _____
- up → _____
- long → _____
- buy → _____
- happy → _____
- fresh → _____
- near → _____
- safe → _____

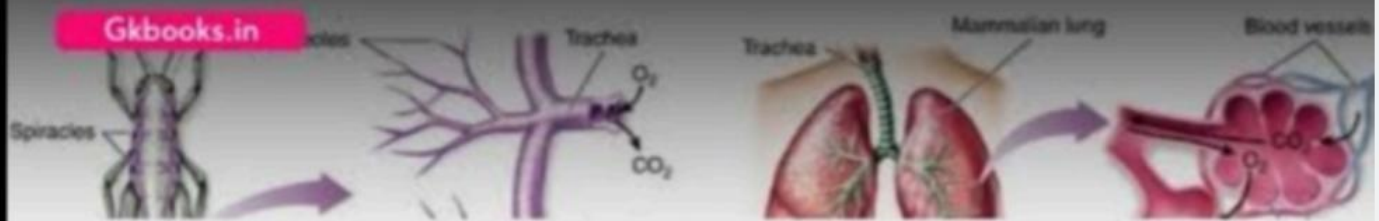
Science project

Roll no. 1 to 17 are required to make a project file on respiratory organs of animals.

And

Roll no. 18 to 35 are required to make a project on rabi and kharif crops.

RESPIRATORY ORGANS OF ANIMALS



Respiratory Organ	Examples of Animals
Lungs	Reptiles, Amphibians (partially), Mammals
Skin (Cutaneous Respiration)	Frogs (along with lungs), Earthworms, Leeches
Gills	Bony Fishes (e.g. Labeo), Cartilaginous Fishes (Sharks), Tadpoles, Prawns
Tracheae	Insects (e.g. Grasshopper), Centipedes, Millipedes
Body Surface (Diffusion)	Protozoans, Porifera (Sponges), Coelenterates (e.g. Hydra)
Book Lungs	Spiders, Scorpions
Book Gills	King Crabs (Limulus)
Mantle Cavity (with gills)	Molluscs (e.g. Unio, Octopus, Pila)
Air Bladder (Accessory organ)	Some Bony Fishes (e.g. Labeo, Catla)
Lungs + Air Sacs	Birds
Cloacal Respiration	Some turtles (e.g. Fitzroy River Turtle) during diving
Buccopharyngeal Cavity	Frogs (used when skin and lungs are not active)

ANIMALS BREATHE

1. Animals breathe to stay alive.
2. Not all animals have the same breathing organs.
3. The table below show the breathing organs of certain animals.

Breathing organs	Animals
Lungs: <ol style="list-style-type: none">1. Most of the animals that live on land use lungs to breathe.2. Some of the animals that live in the sea also use lungs to breathe.	Monkey, bird, rabbit, whale, dolphin, rat and crocodile. 3/5

Breathing organs	Animals
Trachea structure: <ol style="list-style-type: none">1. Insects use trachea structure to breathe.2. The trachea structure are placed in their abdomens.	Grasshopper, Cockroach, caterpillar, dragonfly, centipede and mosquito.
Gills: <ol style="list-style-type: none">1. Most of the animals that stay in the water use gills to breathe.	Fish, tadpole, prawn and squid.
Moist skins: <ol style="list-style-type: none">1. Oxygen can diffuse into the body through moist skin.	Frog and earthworm
Back lungs:	

Name: _____

Date: _____

Animals Breathing Organs

Classify the animals below according to their breathing organs.

 leech	 prawn	 monkey	 whale
 caterpillar	 stingray	 grasshopper	 shark
 earthworm	 butterfly	 snail	 chicken

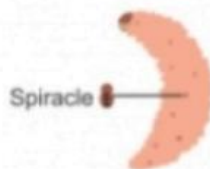

Lungs	Gills	Moist Skin	Spiracles

Body surface: Earthworms breathe through their body surface.

Skin: Frogs are amphibians. They live on both land and water. On land they breathe with their lungs. Under water they breathe through their moist skin.

Gills: Fish, crabs and most other animals that live under water breathe air dissolved in water. They breathe with the help of gills, which are full of blood vessels. Fish take in water through their mouths and this water passes through their gills where the oxygen dissolved in the water is absorbed and goes into the blood. The gills give out carbon dioxide into the water.

Spiracles: Insects take in air through tiny holes in their bodies. These are called spiracles.



Crops

Kharif crops

Sown in Rainy Season

Months - June-Sep

Examples

- Rice
- Corn
- Soyabean
- Sugarcane
- Groundnut
- Cotton

Rabi crops

Sown in Winter Season

Months - Oct-Mar

Examples

- Wheat
- Oat
- Chickpea
- Mustard
- Almond
- Broccoli

+

	RABI	KHARIF
CEREALS & Pulses		
FRUITS		
VEGETABLES		

KHARIF CROPS



Paddy



Maize



Bajra



Jowar

RABI CROPS



Wheat



Barley



Peas



Gram

AGRICULTURE PATTERNS OF INDIA

Major Cropping Seasons

1 Kharif

- Sown: June-July
- Harvested: Sep-Oct
- Monsoon rainfall based



Major Crops: Rice, Maize,
Millet, Cotton, Jute

-- Rainy Season --

2 Rabi

- Sown: Oct-Nov
- Harvested: Mar-Apr
- Winter season crops



Major Crops: Wheat, Mustard,
Barley, Peas

-- Cool & Dry Season --

3 Zaid

- Grown: short summer season (Mar-Jun)
- Between Rabi & Kharif
- Quick-growing crops



Major: Wheat, Mustard,
Barley, Peas

3 Zaid

- Grown: short summer season (Mar-Jun)
- Between Rabi & Kharif
- Quick-growing crops



Watermelon, Muskmelon,
Cucumber, Vegetables

Agricultural Regions

Rice / Wheat Region → North & parts of Central India

Cotton Region → Maharashtra, Gujarat, parts of Tamil Nadu

Plantation Region → Kerala, Karnataka, Assam

- Key Facts: -

- ✓ Most Cropped Area: Rice
- ✓ Longest Producer: Sugarcane
- ✓ (India: Global Leader)
- ✓ Most Exported: Spices

KHARIF CROPS खरीफ़ की फसलें

Time of sowing crops - April सर्दी ठीक से होना - जून

Crops harvest time - October सर्दी खत्म होना - जगु

		
COTTON कापस (काई)	GUAR गार	BAJRA बाजरा
		
RICE चावल	SUGARCANE शकर	TIL तिल
		
URAD PULSE उरद दाल	MOONG PULSE मूंग दाल	MAIZE मकई

RABI CROPS रबी की फसलें

Time of sowing crops - November सर्दी ठीक से होना - जनवरी

Crops harvest time - April सर्दी खत्म होना - जून

		
WHEAT गेहूँ	GRAM (CHANNA) चना	LENTIL PULSE मसूर दाल
		
BARLEY जौ	SUNFLOWER सूरजमुखी	MUSTARD सरसों

S. No	Cropping Season	Time Period	Crops	States
1.	Rabi	Sown: October-December Harvested: April-June	Wheat, barley, peas, gram, mustard etc.	Punjab, Haryana, Himachal Pradesh, Jammu and Kashmir, Uttarakhand and Uttar Pradesh
2.	Kharif	Sown: June-July Harvested: September-October	Rice, maize, jowar, bajra, tur, moong, urad, cotton, jute, groundnut, soybean etc.	Assam, West Bengal, coastal regions of Odisha, Andhra Pradesh, Telangana, Tamil Nadu, Kerala and Maharashtra
3.	Zaid	Sown and harvested: March-July (between Rabi and Kharif)	Seasonal fruits, vegetables, fodder crops etc.	Most of the northern and northwestern states



6/0





General Knowledge Holiday Worksheet

Name _____

Class _____

Roll No _____

Subject _____

School _____



Summer Vacation Project – Make it colourful and creative!

Worksheet 1

2/5



.My India Scrapbook IN

How to make: A4 sheets

Page 1: Draw a map of India. Mark and label any 5 states with their capitals

-**Page 2:**Our National Symbols – Paste or draw pictures of the National Flag, Ashoka Chakra, National Animal, Bird, and Flower

- **Page 3:** Write names of 3 freedom fighters + 1 line about what they did

- **Page 4:** Name 5 neighbouring countries of India


Decoration tip:Use tricolour borders, flower stickers, and write headings with glitter pen

Worksheet 2

Amazing World Chart

Topic :“Continents & Oceans”

On a chart paper, draw a world map.

- Colour all 7 continents in different colours
- Label the 5 oceans with a blue sketch pen
- Mark India with a red star 

Fun fact box : Draw 1 animal from each continent – Africa = Lion, Antarctica = Penguin

Worksheet 3

Current Affairs Diary*

Task. Cut out 1 good news article from the newspaper every week during holidays

Total: 5 news items

Below each news, write 2 lines – “Why I liked this news”

Cover page: Write “My Summer News Diary” with colourful pens

Worksheet 4

. **Best Out of Waste – National Symbol Model***

Make any one national symbol using waste materials

Ideas: Ashoka Chakra with matchsticks, Peacock with old buttons, Tricolour with leaves



Worksheet 4

. **Best Out of Waste – National Symbol Model***

Make any one national symbol using waste materials

Ideas: Ashoka Chakra with matchsticks, Peacock with old buttons, Tricolour with leaves

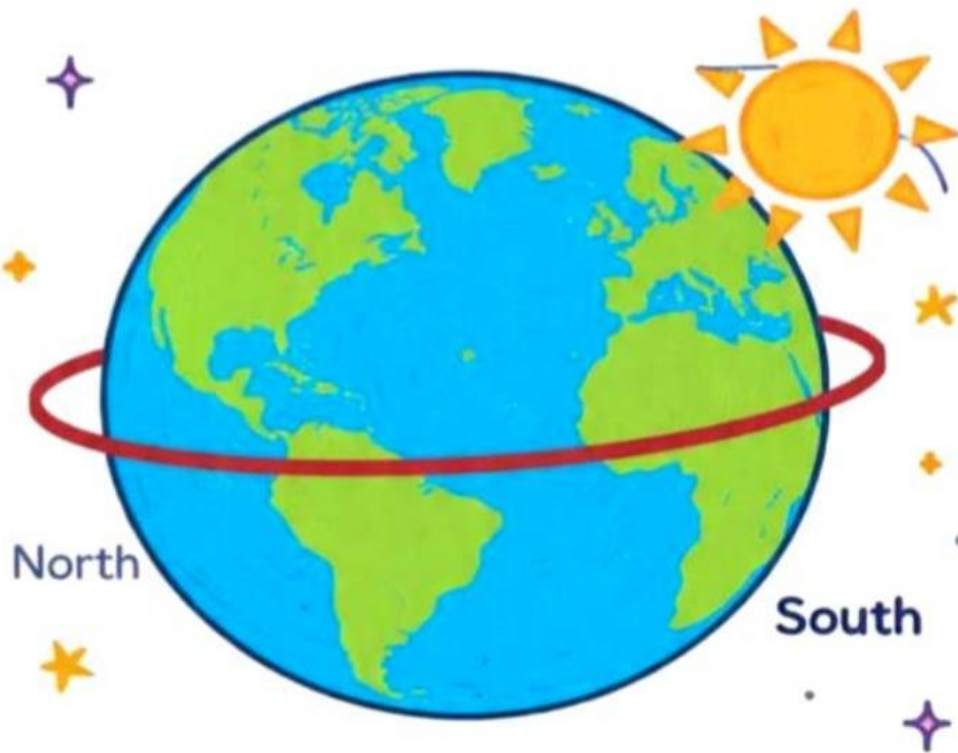
Tips to Make Your Homework Beautiful:

1. **Headings** with thick markers and borders with sketch pens
2. **Draw pictures** yourself or cut from old magazines
3. **Write the date** at the bottom of each page
4. **Tie your file** with a colourful ribbon

Submission: On the first day after school reopens

SOCIAL SCIENCE PROJECT

Chapter: Latitude, Longitude
& Movement of the Earth



Name: _____

Class: 5 _____

Roll No: _____

Submitted To: _____

School Name: _____ Session: 2026-27

PROJECT 1: UNDERSTAND DAY & NIGHT WITH AN ORANGE 🍊 or ball

Things Needed: 1 Orange or ball, 1 Pencil, 1 Torch/Mobile Light

How to Make? In 3 Steps:

Step 1: Push the pencil through the middle of the orange. This is our Earth Pencil = Axis.

Step 2: Make a small dot on the orange with a pen. This is India.

Step 3: Make the room dark. Switch on the torch. This is the Sun Now slowly turn the orange.

👉 write down what you observe

-

PROJECT 2: MAKE A PAPER GLOBE

Things Needed: 1 Balloon, Old Newspaper, Glue, Blue & Green Colour

How to Make? In 3 Steps:

Step 1: Blow the balloon. Stick pieces of newspaper on it with glue. Let it dry for 1 day.

Step 2: After drying, paint it blue = Ocean. After that, paint India with green colour.

Step 3: Draw a black circle exactly in the middle of the balloon. This is the Equator 0° .

Write North Pole on top and South Pole at the bottom.

Write few lines to explain it

PROJECT 3: SEASONS WHEEL

Things Needed: 1 Paper Plate, 1 Yellow Circle, 4 Blue Circles, Sketch Pens

How to Make? In 3 Steps:

Step 1: Paste the yellow circle in the middle of the plate. Write "SUN".

Step 2: Paste 4 blue circles around the Sun. These are 4 Earths

Step 3: Draw arrows on each Earth and write:

- Top Earth = 21 June → Summer in India 
- Bottom Earth = 22 December → Winter in India 
- Left & Right Earth = Spring & Autumn  

Write in your ~~notebook~~ to explain it.

FOR PARENTS

Certificate: I have seen that my child has made this project by himself/herself.

Signature _____